

# EL<sup>®</sup>MARK

The Brand of Electricity

## ALEXA LED LAMP

### GENERAL INFORMATION »

- ∴ Power: 10W
- ∴ Rated voltage: 230V; 50-60Hz
- ∴ Colour temp.: 4000K
- ∴ Power Supply: control gear, DC device-driver
- ∴ LED type: SMD
- ∴ Colour rendering index: Ra≥80
- ∴ Average Lifetime: 30 000h
- ∴ Switch on/off > 20 000
- ∴ Body: Metal
- ∴ Colour of the body: Chrome; Antique brass
- ∴ Installation: Surface mounted luminaire
- ∴ Protection against dust and moisture: IP44



### FEATURES »

- ∴ Stylish and modern
- ∴ Pleasant and uniform light distribution
- ∴ Low power consumption
- ∴ Repeated switch on/off does not affect the lifespan
- ∴ Safety, low voltage operation
- ∴ Instant light with maximum luminous flux
- ∴ Environmentally friendly - no mercury and lead
- ∴ No ultraviolet and infrared rays

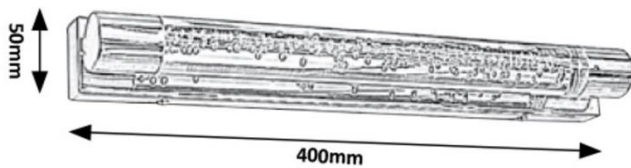
### AREAS OF APPLICATION »

- ∴ Bathrooms
- ∴ Administrative buildings
- ∴ Places with high level of moisture

## PRODUCT DETAILS »

Catalogue number	Watt (W)	Whole fixture lumens (lm)	Colour temp. (K)	Colour body
955ALEXA10/AB	10	600	4000	Antique brass
955ALEXA10/CH	10	600	4000	Chrome


## DIMENSIONS »



## ADDITIONAL INFORMATION »

**E**  
**ELMARK**  
*lighting*

### ALEXA

 This luminaire contains built-in LED lamps.

**A++**

**A+**

**A**

**B**

**C**

**D**

**E**


}

**L**

**E**

**D**

The lamps cannot be changed in the luminaire.

874/2012 

Catalogue number	Barcode	Packing/ Box (pcs)
955ALEXA10/AB	3800131228420	1/1
955ALEXA10/CH	3800131228437	1/1